


# VERSIONS AND FEATURES



## Special versions

Special versions can be supplied with other JAC®-SPLIT spacings (have to be multiple of the standard spacings).  
For all spacings we reserve the usual dimensional tolerance of  $\pm 2$  mm.

- These special versions are supplied only in minimum purchase quantities. Please enquire.

## Other sheet formats

Other formats than standard are possible.

- These special versions are supplied only in minimum purchase quantities. Please enquire.

We shall be only too pleased to submit you a quotation for your own special sheet size.


## Standard versions

The following versions are available:

1. Sheets with a continuous coating of adhesive, without scored backing paper.
2. JAC®-SPLIT: easy-to-handle self-adhesive papers and films with scored backing paper. The scoring runs in the machine direction. The spacing is determined by the type of adhesive used.

The scoring does not have any adverse effect on the quality of the print. The scored lines can be readily split open and both halves of the backing paper can be removed in one piece.

JAC® self-adhesive papers and films which are not stock items may also be supplied with JAC®-SPLIT provided a certain minimum quantity is purchased. Please enquire.



JAC®-SPLIT– the practical peel-off aid for self-adhesive papers and films in sheets. If you wish to try it out prior to placing your order, we shall be only too pleased to send you samples for trial purposes.

**Jac**®

[www.jacgraphics.com](http://www.jacgraphics.com)

# SPLIT SPACINGS FOR SHEETS

## STANDARD FORMATS

### What is JAC®-SPLIT?

JAC®-SPLIT is a peel-off aid for JAC® self-adhesive papers and films supplied in sheets. It consists of scored parallel lines in the backing paper running in the machine direction.

The exact positions of the SPLIT lines are shown in the illustrations on this page and the following pages. These positions should be taken into account when planning the most efficient sheet layout for stickers or labels.

The dimensions indicated may serve only as a rough guide.  
For tolerances see versions and features.

### How do I use JAC®-SPLIT properly?

Bend the backing paper outwards along the SPLIT line until it breaks open (the line need not break open along the entire length, provided the unbroken sections are not longer than 10 mm). Take care to ensure that the laminate is not bent too far, as this might cause creasing of the print carrier.

Pull the strips of silicone backing paper away from the SPLIT line at an angle. In the case of long, narrow stickers, it is advised to plan the layout in such a way that the SPLIT lines run parallel to the short side of the stickers. It is also important to note that in cases where sheets are stored in very humid conditions the SPLIT lines absorb moisture and this may adversely affect their ability to break open.

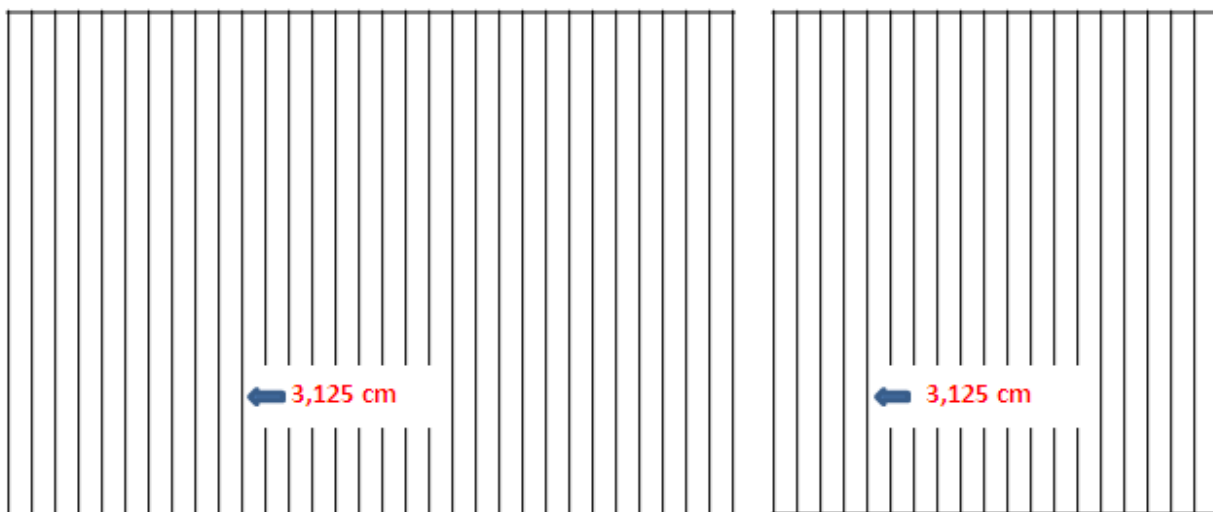
### JAC®-SPLIT for standard Paper formats

#### Format Sizes:

100 x 70 cm / 50 x 70 cm / 43 x 61 cm / 45 x 64 cm

Split classification / distance is in general **3.125 cm**

For technical reasons, the SPLIT lines may begin and end at different points in relation to the edges of the sheet

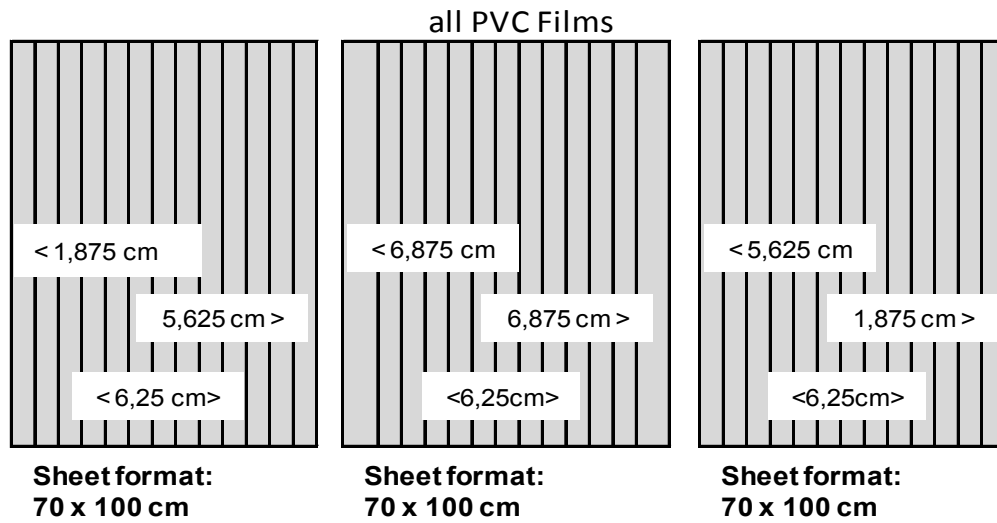


[www.jacgraphics.com](http://www.jacgraphics.com)

# SPLIT SPACINGS FOR SHEETS

## STANDARD FORMATS

### JAC®-SPLIT for PVC – Film standard Formats



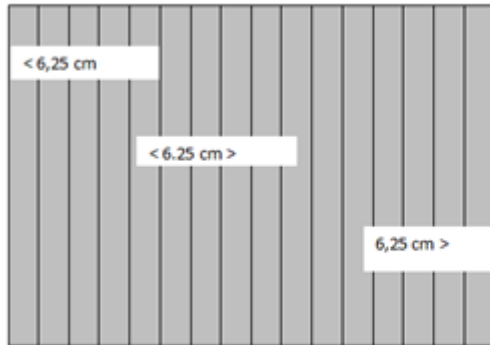
# SPLIT SPACINGS FOR SHEETS

## STANDARD FORMATS

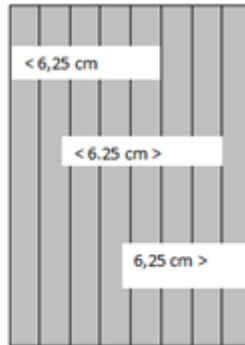
### JAC®-SPLIT for EcoPlus Films

#### Split classification / distance is in general **6.25 cm**

For technical reasons, the SPLIT lines may begin and end at different points in relation to the edges of the sheet. The width is indicating the running direction of the split lines.

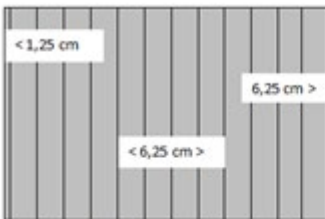


Sheet format:  
100 x 70 cm

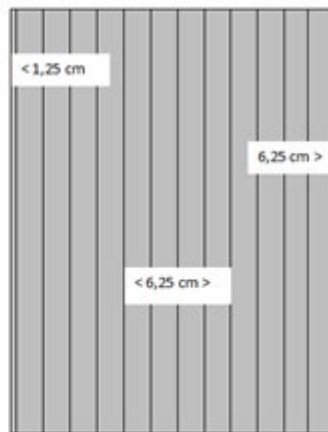


Sheet format:  
50 x 70 cm

### For EcoPlus Paperprint



Sheet format:  
70 x 50 cm



Sheet format:  
70 x 100 cm

### Guarantee and liability

October 2018

All Avery Dennison and JAC® statements, technical information and recommendations are based on tests believed to be reliable but do not constitute a guarantee or warranty. All Avery Dennison and JAC® products are sold with the understanding that purchaser has independently determined the suitability of such products for its purposes. All Avery Dennison and JAC® products are sold subject to Avery Dennison's general terms and conditions of sale, see <http://terms.europe.averydennison.com>

